



上海恩阶电子科技有限公司

Shanghai energy Electronic Technology Co., Ltd.

上海恩阶电子科技有限公司

Shanghai energy Electronic Technology Co., Ltd.

Lithium battery BMS Display screen product specifications

Product name	Lithium battery BMS display screen
Product model	LCD007
Version	V1.0
Date	2023/08/09



Version	Date	Draft/Revise	Version revision instructions
V1.0	2023/08/09	ZhouJun	Create the first draft

上海恩阶电子科技有限公司



目录

一、 Abstract	4
二、 Appearance size	4
2.1、 Dimensional drawing	4
2.2、 Show renderings	5
三、 Function declaration	5
3.1、 Interface introduction	5

上海恩阶电子科技有限公司

一、Abstract

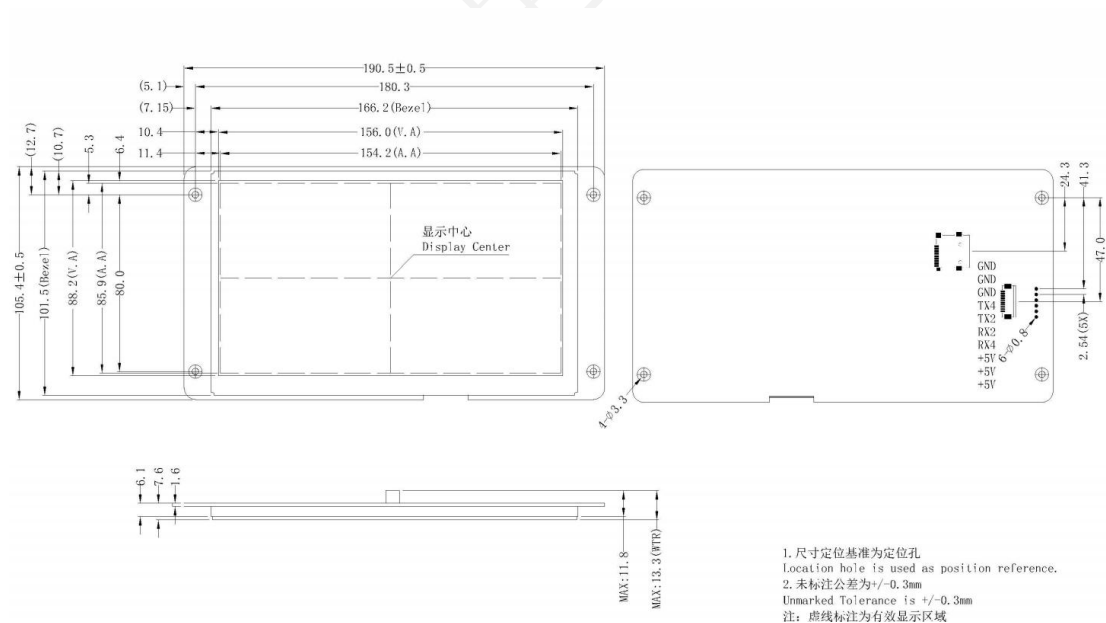
This product (LCD006) is applicable to ELPS (low voltage large capacity parallel system) solution, used to cooperate with the ELPS system main transfer board to display the set of parallel information (up to 16 and), such as: PACK operating state, voltage, current, temperature, SOC, alarm and protection, etc.

In order to use the product correctly, please read the user manual carefully and keep it properly for future use.

Please install and operate as required in the user manual.

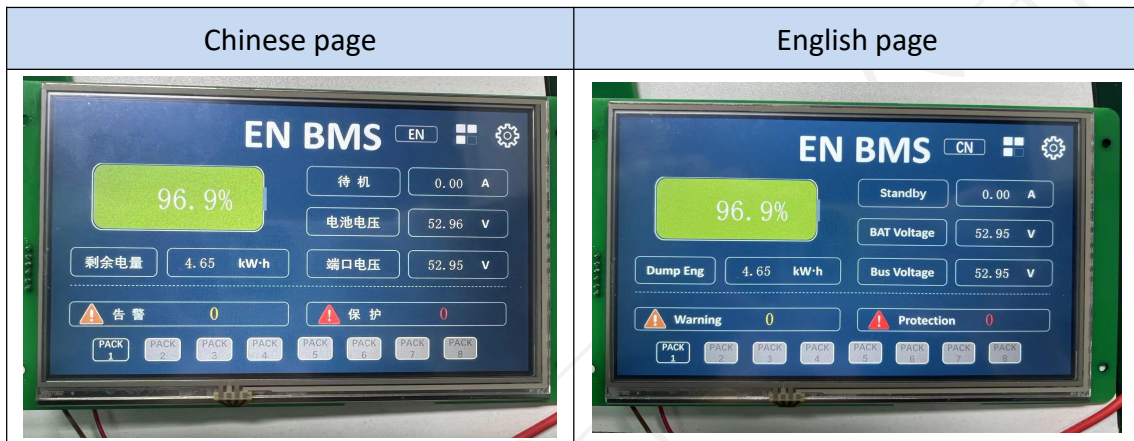
二、Appearance size

2.1、Dimensional drawing



定义 Definition	序号 Pin#	类型 Type	说明 Description
GND	8, 9, 10	P	GND
TX4	7	0	DOUT
TX2	6	0	DOUT
RX2	5	I	DIN
RX4	4	I	DIN
+5V	1, 2, 3	P	POWER INPUT

2.2、 Show renderings



三、 Function declaration

3.1、 Interface introduction


1、 Home page

After power-on activation, the battery management interface will be displayed, entering the following figure:

Chinese page	English page
--------------	--------------

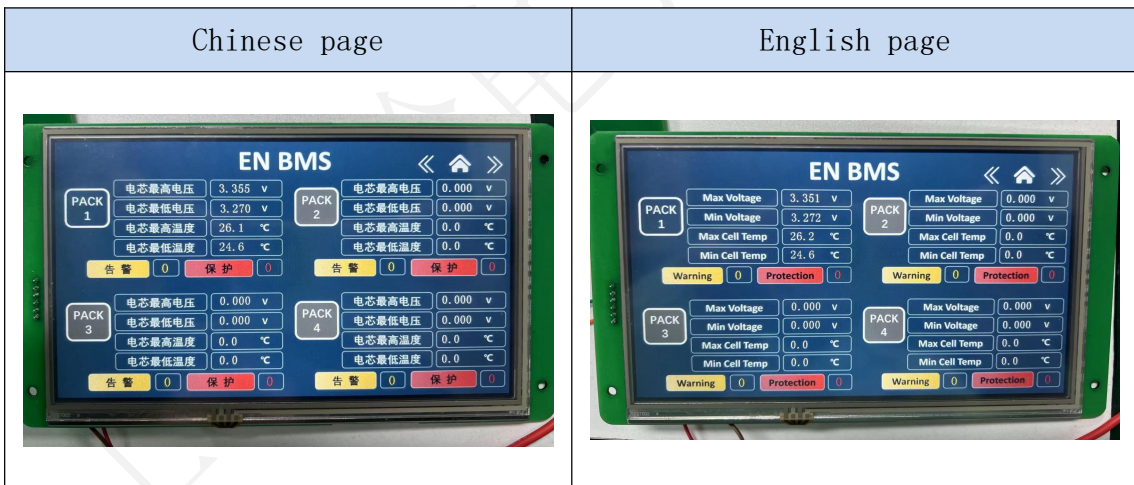



1) Touch **CN** can be switched to Chinese, touch **EN** can be switched to English;


2) Touch  to enter the parameter page of the PACK.

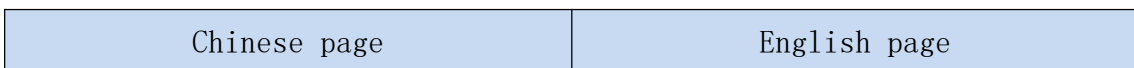
2、The parameter page of the PACK

The current page can see the main parameters of each PACK under this system, as shown in the figure below:




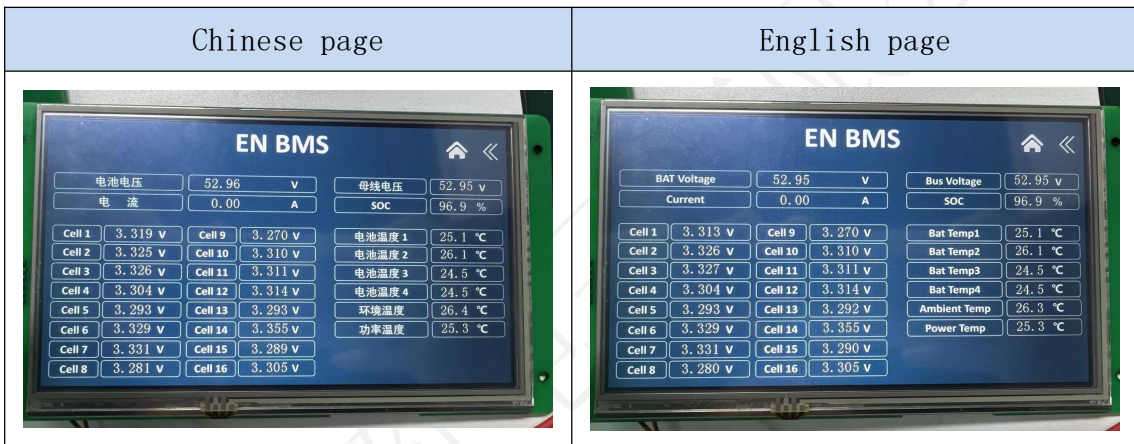
1) Touch  to return to the home page;


2) Touch  to view other PACK parameters, as included in the figure below:





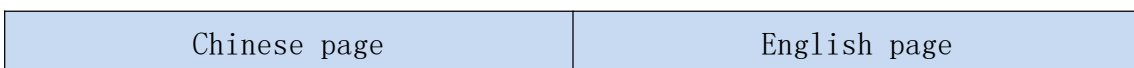


3) Touch  to view the detailed parameters of PACK 1 (Like the other PACK), as shown in the figure below:




4) Touch  to return to the previous page;

5) Touch  /  or  /  to view "alarm" and "protection" information in the following below:









3、 Protocol switch page

1) Touch  to enter the protocol switching page on the home page, as shown in the figure below:



2) Touch  /  can select the agreement, included in the figure below:



3) Touch  to determine and the page jumps back to the home page.